

EGPS SENSOR

EXHAUST GAS PRESSURE SENSOR
SENSOR PRESIÓN GASES DE ESCAPE
ABGASDRUCK SENSOR



2021

2th EDITION



www.mte-thomson.com.br

TECHNICAL INFORMATION

3, 4, 5, 6

PRODUCTS

7600	AUDI - VOLKSWAGEN	7
7601	AUDI - PORSCHE - SEAT - VOLKSWAGEN	8, 9
7602	AUDI - SEAT - SKODA - VOLKSWAGEN	9, 10
7603	AUDI - SEAT - SKODA - VOLKSWAGEN	11, 12
7604	NISSAN - RENAULT	13
7605	JEEP - LANCIA - OPEL - SAAB - SUZUKI	13
7606	VOLVO	14
7607	ALFA ROMEO - FIAT - FORD - LANCIA	14, 15
7608	MERCEDES-BENZ	15, 16
7609	AUDI - SEAT - SKODA - VOLKSWAGEN	17, 18
7610	CITROËN - FIAT - LANCIA - MINI - MITSUBSHI - PEUGEOT	18, 19, 20, 21
7611	FIAT - FORD - OPEL - SAAB - SUZUKI - VALXHALL	21, 22
7612	AUDI - SEAT - VOLKSWAGENT	22
7613	BMW - MINI	23
7614	DACIA - INFINITI - NISSAN - OPEL - RENAULT	23, 24
7615	MERCEDES-BENZ	25
7616	FORD	26
7617	FORD	26
7618	FORD - JAGUAR - LAND ROVER - MAZDA - VOLVO	27, 27
7619	FIAT - HYUNDAI - KIA - MAZDA - MITSUBSHI - NISSAN	28, 29
7620	CHEVROLET - OPEL	30
7671	ALFA ROMEO - FIAT - CHEVROLET - OPEL	30, 31
7672	CITROËN - FIAT - IVECO - LANCIA - MINI - MULTICAR - PEUGEOT	31, 32

CROSS REFERENCE

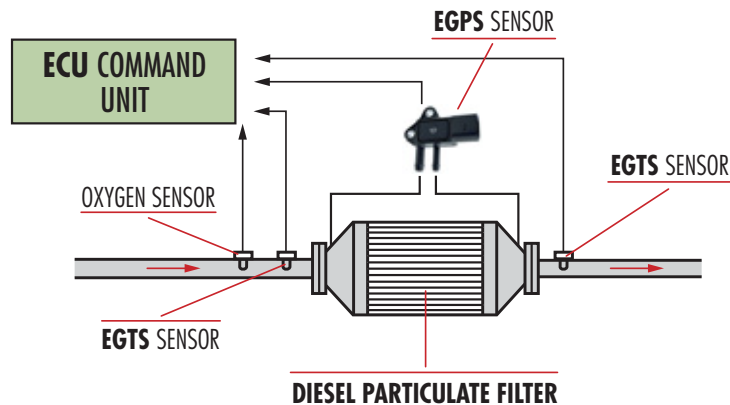
33, 34, 35, 36

EGPS SENSOR

EXHAUST GAS PRESSURE SENSOR SENSOR PRESIÓN GASES DE ESCAPE ABGASDRUCK SENSOR

EGPS - EXHAUST GAS PRESSURE SENSOR

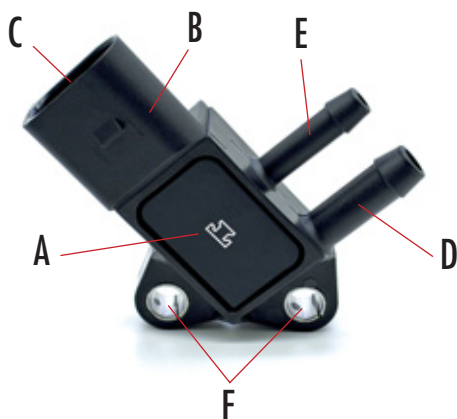
The Exhaust Gas Pressure Sensor (EGPS) measures the exhaust gas pressure upstream and downstream of the Particle Filter. By monitoring the pressure difference between these two points, the saturation level of the Particle Filter can be determined. This information allows the emission control system to perform the regeneration of the Particle Filter, according to the European emission Standards.



The EGPS is found in Diesel Particulate Filter Systems with additive (FAP) and without additive (DPF).

The EGPS allows monitoring the Particulate Filter saturation by measuring the pressure difference before and after the filter. The saturation is also controlled by the Temperature Sensors placed before and after the filter and by an intake Mass Airflow Sensor.

Once the filter's saturation is determined, the regeneration routine will be started by the system.



SENSOR COMPONENTS

The EGPS is built with the following components:

- A. Sensing element: Electronic circuit
- B. Body: Molded with engineering plastic with high resistance
- C. Pins: Tin soldered by automated operation
- D. Tube before filter
- E. Tube after filter
- F. Fixing hole

TECHNICAL DATA:

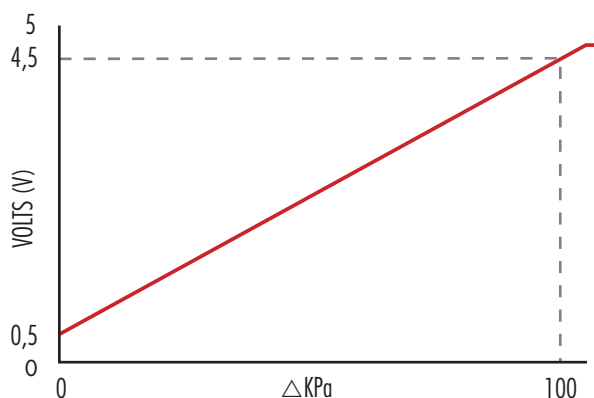
The EGPS generates a linear output that depends on the exhaust gas pressure difference upstream and downstream of the Particle Filter.

This relationship is showed in the following diagram:

Supply voltage: 5V \pm 0,5V

Temperature range: -20 to 130°C

Max pressure: \pm 400 kPa (30°C for 5s)



EGPS SENSOR



EXHAUST GAS PRESSURE SENSOR SENSOR PRESIÓN GASES DE ESCAPE ABGASDRUCK SENSOR

ASSEMBLY INSTRUCTIONS



- Power off the engine
- Locate the sensor following the pipes coming out of the Particulate Filter
- Disconnect Sensor connector
- Disconnect pressure pipes
- Extract fixing screws
- Install new sensor - check the pressure and application
- Connect pipes and electrical connector

FAILURE CAUSES

A careful visual inspection is the first step for the diagnosis of a problem.

- Check for cracks, bumps or any damage to the sensor's housing and connecting pipes.
- Make sure there is no air leakage in the sensor, pipes and connecting joints.
- Also check for signs of wear in the connector or wirings that could lead to electrical problems.

If none of the problems above have been observed, the failure can be due to a damaged sensing element inside the sensor.

Failure causes can be:

- Breaks, pores or cracks in the pipes.
- Wear signs in the connector or wirings
- Damage of the sensing element causing bad pressure readings
- Air leakage in the sensor
- Wear in the joints between the sensor and the pipes

MALFUNCTION

The malfunction of the EGPS may lead to different problems:

- Dashboard light for both Particulate Filter and Pre-heating (blinking light).
- Unnecessary filter regeneration, leading to reduction of filter life
- Power losses if the sensor is not detecting the filter saturation level
- Increased consumption of oil
- Increased pollution emissions

QUALITY

The MTE-THOMSON Sensor EGPS is produced with the best raw materials, with automated processes and tested 100% with OEM expertise.

MTE-THOMSON is A Brazilian Company Certified ISO 9001:2008

GUARANTEE

All MTE-THOMSON products are guaranteed for 01 (one) year against defects from faulty materials or fabrication. The guarantee is limited to the replacement of the faulty part; we cannot extend the guarantee to cover defects caused by misuse, neglect, accident or wear and tear.

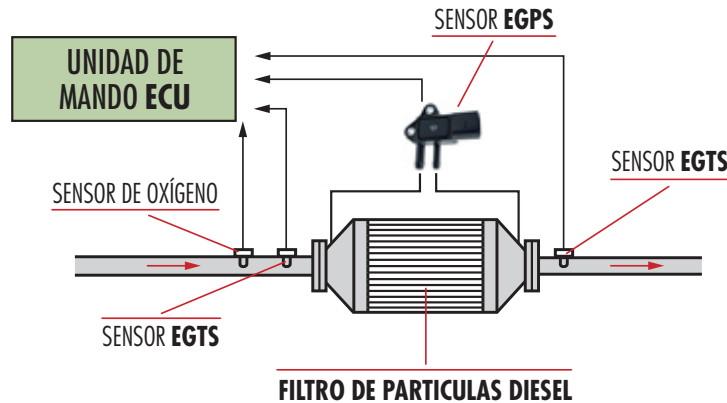
We cannot accept liability for consequential loss or damage which is claimed to have resulted from the use of one of our products.

SENSOR EGPS

EXHAUST GAS PRESSURE SENSOR SENSOR PRESIÓN GASES DE ESCAPE ABGASDRUCK SENSOR

EGPS - SENSOR PRESIÓN GASES DE ESCAPE

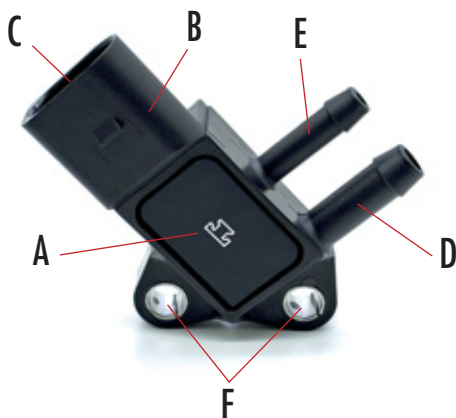
El sensor presión gases de escape (EGPS) mide la presión de los gases de escape antes y después del filtro de partículas. Con el monitoreo de diferencias de presión entre estos dos puntos, el nivel de saturación del filtro de partículas puede ser determinado. Esta información permite que el sistema de control de emisiones pueda llevar a cabo la regeneración del filtro de partículas, de acuerdo con las normas de emisión europeas.



El EGPS es encontrado en el sistema de filtro de partículas diésel con aditivos (FAP) y sin aditivos (DPF).

El EGPS permite monitorear la saturación del filtro de partículas mediante la medición de la diferencia de presiones antes y después del filtro. La saturación es también controlada por el sensor de temperatura instalado antes y después del filtro, conjuntamente con el Sensor de Masa de Aire.

Una vez que es determinada la saturación del filtro, la rutina de regeneración será iniciada por el sistema.



COMPONENTES DEL SENSOR

El EGPS está constituido por los siguientes elementos:

- A. Elemento Sensor: Unidad Electrónica;
- B. Cuerpo: Moldeado con plástico ingenieril de alta resistencia;
- C. Terminales: Estaño soldado por operación automatizada;
- D. Tubo antes del filtro;
- E. Tubo después del filtro;
- F. Huecos de fijación.

INFORMACIÓN TÉCNICA:

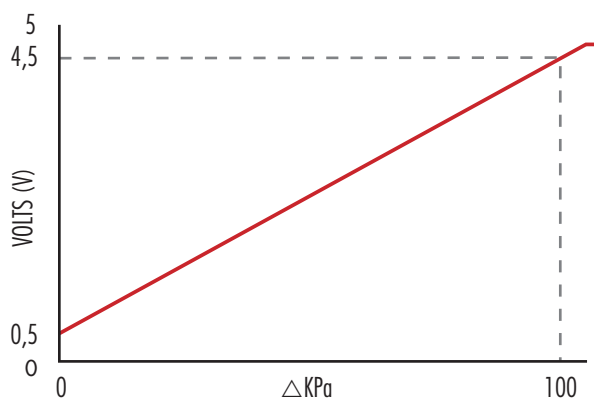
El EGPS genera una señal de salida lineal que depende de la presión de los gases de escape antes y después del filtro de partículas.

Esta relación es mostrada en el siguiente diagrama:

Tensión de alimentación: 5V +/- 0,5V

Rango de temperatura: -20 to 130°C

Presión máxima: +/- 400 kPa (30°C for 5s)



SENSOR EGPS

EXHAUST GAS PRESSURE SENSOR SENSOR PRESIÓN GASES DE ESCAPE ABGASDRUCK SENSOR

INSTRUCCIONES DE MONTAJE



- Apague el motor;
- Localizar el Sensor siguiendo las tuberías que salen del filtro de partículas;
- Desconecte el Sensor del arnés;
- Desconecte los tubos de presión;
- Remueva los tornillos de fijación;
- Instale el nuevo Sensor - verifique la presión y aplicación;
- Conecte los tubos y el arnés.

CAUSAS DE FALLA

Una inspección visual cuidadosa es el primer paso para el diagnóstico de un problema.

- Verifique que no haya grietas, golpes o daños en el cuerpo o tubos del sensor.
- Asegúrese que no haya fugas de aire en el sensor, tubos y en los empalmes de conexión.
- También verifique señales de desgaste en el conector o en el cableado ya que puede conducir a un problema eléctrico.

Si el problema no refleja los puntos antes mencionados, la falla puede ser provocada por un daño en el elemento sensor.

Las posibles causas de fallo pueden ser:

- Ruptura, porosidad o grietas en las tuberías;
- Señales de desgaste en el cableado o en el arnés;
- Daños en el elemento sensor provocando lecturas erráticas;
- Fugas de aire en el sensor;
- Desgaste entre las uniones del sensor y las tuberías.

FUNCIONAMIENTO DEFECTUOSO

El mal funcionamiento del EGPS puede desencadenar diferentes problemas:

- Luz de tablero, tanto para precalentamiento y filtro de partículas (destello);
- Regeneración innecesaria del filtro, lo que reduce la vida útil del filtro;
- Pérdida de potencia si el sensor no registra la saturación del filtro;
- Aumento de consumo de aceite;
- Aumento de emisiones contaminantes;

CALIDAD

El sensor EGP MTE-THOMSON es fabricado con las mejores materias primas, bajo procesos automatizados y comprobados al 100% con equipo original.

MTE-THOMSON es una compañía Brasileña certificada bajo ISO 9001:2008

GARANTÍA


Todos los productos MTE-THOMSON tienen una garantía de 01 (un) año contra defectos de materiales o defectos de fábrica. La garantía se limita al reemplazo de la pieza defectuosa; no podemos extender la garantía para cubrir los defectos causados por el mal uso, negligencia, accidente o desgaste.

No podemos aceptar la responsabilidad por pérdida o daño consecuente que se afirma que se han traducido de la utilización de uno de nuestros productos.

EGPS SENSOR






EXHAUST GAS PRESSURE SENSOR SENSOR PRESIÓN GASES DE ESCAPE ABGASDRUCK SENSOR

PRODUCT PRODUCTO	MODEL MODELO	ENGINE MOTOR	FUEL COMBUSTIBLE	YEAR AÑO
 <p>7600</p>	AUDI			
	A4	1.9 TDI 2.0 TDI 2.7 TDI	DIESEL DIESEL DIESEL	04/08 04/08 05/08
	A4 AVANT	1.9 TDI 2.0 TDI 2.7 TDI	DIESEL DIESEL DIESEL	04/08 04/08 05/08
	A4 QUATTRO	2.0 TDI 3.0 TDI	DIESEL DIESEL	06/08 04/08
	A4 QUATTRO AVANT	2.0 TDI 3.0 TDI	DIESEL DIESEL	06/08 04/08
	A4 CABRIO	2.0 TDI 2.7 TDI	DIESEL DIESEL	06/09 06/09
	A4 QUATTRO CABRIO	3.0 TDI	DIESEL	06/09
	A6	2.7 TDI	DIESEL	04/08
	A6 AVANT	2.7 TDI	DIESEL	05/08
	A6 QUATTRO	2.7 TDI 3.0 TDI	DIESEL DIESEL	04/08 06/08
	A6 QUATTRO ALLROAD	2.7 TDI 3.0 TDI	DIESEL DIESEL	06/ 06/
	A6 QUATTRO AVANT	2.7 TDI 3.0 TDI	DIESEL DIESEL	05/08 06/08
	A8 QUATTRO	3.0 TDI 4.2 TDI	DIESEL DIESEL	03/10 05/10
	Q7	3.0 TDI	DIESEL	06/08
	VOLKSWAGEN			
	PASSAT	2.0 TDI	DIESEL	03/05
	TOUAREG	5.0 R50 TDI 5.0 V10 TDI	DIESEL DIESEL	07/10 02/10

EGPS SENSOR



EXHAUST GAS PRESSURE SENSOR SENSOR PRESIÓN GASES DE ESCAPE ABGASDRUCK SENSOR

PRODUCT PRODUCTO	MODEL MODELO	ENGINE MOTOR	FUEL COMBUSTIBLE	YEAR AÑO	
7601	AUDI				
		A4	2.0 TDI 3.0 TDI	DIESEL DIESEL	07/ 11/
		A4 AVANT	2.0 TDI 2.7 TDI 3.0 TDI	DIESEL DIESEL DIESEL	08/ 07/ 11/
		A4 QUATTRO	2.0 TDI 3.0 TDI	DIESEL DIESEL	08/ 07/
		A4 QUATTRO ALLROAD	2.0 TDI	DIESEL	09/
		A4 QUATTRO AVANT	2.0 TDI 3.0 TDI	DIESEL DIESEL	08/ 08/
		A5	3.0 TDI	DIESEL	11/
		A5 CABRIO	3.0 TDI	DIESEL	11/
		A5 QUATTRO	3.0 TDI	DIESEL	11/
		A5 QUATTRO ALLROAD	3.0 TDI	DIESEL	09/
		A5 QUATTRO CABRIO	3.0 TDI	DIESEL	11/
		A5 QUATTRO SPORTBACK	3.0 TDI	DIESEL	11/
		A5 SPORTBACK	3.0 TDI	DIESEL	11/
		A6	3.0 TDI	DIESEL	10/
		A6 AVANT	3.0 TDI	DIESEL	11/
		A6 QUATTRO	3.0 TDI	DIESEL	11/
		A6 QUATTRO ALLROAD	3.0 TDI	DIESEL	12/
		A6 QUATTRO AVANT	3.0 TDI	DIESEL	11/
		A7 QUATTRO SPORTBACK	3.0 TDI	DIESEL	10/
A7 SPORTBACK	3.0 TDI	DIESEL	10/		
A8	3.0 TDI	DIESEL	11/		
A8 QUATTRO	3.0 TDI 4.2 TDI	DIESEL DIESEL	10/ 09/		
Q5	2.0 TDI 3.0 TDI	DIESEL DIESEL	08/ 08/		
Q7	3.0 TDI 4.2 TDI 6.0 TDI	DIESEL DIESEL DIESEL	06/08 07/09 08/		
PORSCHE	CAYENNE	3.0 D	DIESEL	10/	
	PANAMERA	3.0 D	DIESEL	11/	





CONTINUING...

EGPS SENSOR



EXHAUST GAS PRESSURE SENSOR SENSOR PRESIÓN GASES DE ESCAPE ABGASDRUCK SENSOR

PRODUCT PRODUCTO	MODEL MODELO	ENGINE MOTOR	FUEL COMBUSTIBLE	YEAR AÑO
7601 	SEAT			
	ALHAMBRA	2.0 TDI	DIESEL	05/10
	ALTEA	1.9 TDI 2.0 TDI	DIESEL DIESEL	04/ 05/
	EXEO	2.0 TDI	DIESEL	08/
	EXEO ST	2.0 TDI	DIESEL	09/
	LEON	1.9 TDI 2.0 TDI	DIESEL	05/ 05/
	TOLEDO III	1.9 TDI 2.0 TDI	DIESEL DIESEL	04/09 05/09
	VOLKSWAGEN			
	EOS	2.0 TDI	DIESEL	06/08
	JETTA III	1.9 TDI 2.0 TDI	DIESEL DIESEL	05/10 05/10
	PASSAT	1.9 TDI 2.0 TDI	DIESEL DIESEL	05/08 05/
	PASSAT 4motion	2.0 TDI 16V 2.0 TDI	DIESEL DIESEL	05/ 05/
	PHAETON	3.0 V6 TDI	DIESEL	08/
	SHARAN	2.0 TDI	DIESEL	05/10
TOUAREG	3.0 V6 TDI 4.2 V8 TDI	DIESEL DIESEL	04/10 10/	
TRANSPORTER V	2.5 TDI	DIESEL	04/09	

PRODUCT PRODUCTO	MODEL MODELO	ENGINE MOTOR	FUEL COMBUSTIBLE	YEAR AÑO
7602 	AUDI			
	A3	1.6 TDI	DIESEL	09/12
	Q3	2.0 TDI	DIESEL	11/
	TT	2.0 TDI	DIESEL	08/14

CONTINUING...

EGPS SENSOR



EXHAUST GAS PRESSURE SENSOR SENSOR PRESIÓN GASES DE ESCAPE ABGASDRUCK SENSOR

PRODUCT PRODUCTO

MODEL MODELO

ENGINE MOTOR

FUEL COMBUSTIBLE

YEAR AÑO

7602



SEAT

ALHAMBRA

2.0 TDI

DIESEL

10/

ALTEA

1.6 TDI

DIESEL

06/

ALTEA XL

2.0 TDI

DIESEL

09/

LEON

1.6 TDI

DIESEL

10/12

2.0 TDI

DIESEL

06/12

SKODA

FABIA

1.4 TDI

DIESEL

07/10

1.9 TDI

DIESEL

07/10

OCTAVIA

1.6 TDI

DIESEL

09/13

ROOMSTER

1.4 TDI

DIESEL

06/10

1.9 TDI

DIESEL

06/10

SUPERB

1.6 TDI

DIESEL

10/15

YETI

1.6 TDI

DIESEL

10/

2.0 TDI

DIESEL

09/

VOLKSWAGEN

AMAROK

2.0 16V TDI

DIESEL

10/

BEETLE

1.6 TDI

DIESEL

11/

CADDY IV

1.6 TDI

DIESEL

15/

CC

2.0 TDI

DIESEL

11/

CRAFTER

2.0 TDI

DIESEL

11/

GOLF VI

1.6 TDI

DIESEL

08/13

JETTA IV

1.6 TDI

DIESEL

11/

MULTIVAN

2.0 TDI

DIESEL

09/

PASSAT

1.6 TDI

DIESEL

09/10

2.0 TDI

DIESEL

05/10

SHARAN

2.0 TDI

DIESEL

09/

TIGUAN

2.0 TDI

DIESEL

07/

TOURAN

1.6 TDI

DIESEL

10/15

TRANSPORTER

2.0 TDI

DIESEL

09/

EGPS SENSOR



EXHAUST GAS PRESSURE SENSOR SENSOR PRESIÓN GASES DE ESCAPE ABGASDRUCK SENSOR




PRODUCT PRODUCTO	MODEL MODELO	ENGINE MOTOR	FUEL COMBUSTIBLE	YEAR AÑO
 <p>7603</p>	AUDI			
	A3	1.9 TDI	DIESEL	03/
	A3 CABRIO	1.9 TDI	DIESEL	08/
	A3 SPORTBACK	1.9 TDI	DIESEL	04/
	A3	2.0 TDI	DIESEL	03/
	A3 CABRIO	2.0 TDI	DIESEL	08/
	A3 QUATTRO	2.0 TDI	DIESEL	06/
	A3 QUATTRO SPORTBACK	2.0 TDI	DIESEL	06/
	A3 SPORTBACK	2.0 TDI	DIESEL	05/
	A4	2.0 16V TDI	DIESEL	04/08
	A4 AVANT	2.0 16V TDI 2.0 TDI	DIESEL DIESEL	04/08 04/08
	A4 CABRIO	2.0 TDI	DIESEL	06/09
	A6 AVANT	2.0 TDI	DIESEL	04/08
	TT QUATTRO	2.0 TDI	DIESEL	08/
	TT QUATTRO ROADSTER	2.0 TDI	DIESEL	08/
	SEAT			
	ALTEA XL	1.9 TDI 2.0 TDI	DIESEL DIESEL	06/ 06/
	CORDOBA	1.4 TDI 1.9 TDI	DIESEL DIESEL	05/09 02/09
	IBIZA IV	1.4 TDI	DIESEL	05/09
	IBIZA V	1.4 TDI 1.9 TDI	DIESEL DIESEL	09/ 09/
	LEON	2.0 TDI	DIESEL	06/
	TOLEDO III	1.9 TDI	DIESEL	04/09

CONTINUING...

EGPS SENSOR



EXHAUST GAS PRESSURE SENSOR SENSOR PRESIÓN GASES DE ESCAPE ABGASDRUCK SENSOR


PRODUCT PRODUCTO	MODEL MODELO	ENGINE MOTOR	FUEL COMBUSTIBLE	YEAR AÑO
7603	SKODA			
		FABIA	1.4 TDI 1.9 TDI	DIESEL DIESEL
	OCTAVIA	1.9 TDI 2.0 TDI	DIESEL DIESEL	04/10 05/10
	PRAKTIK	1.4 TDI	DIESEL	07/10
	ROOMSTER	1.4 TDI 1.9 TDI	DIESEL DIESEL	06/10 06/10
	VOLKSWAGEN			
	CADDY III	1.9 TDI 2.0 TDI	DIESEL DIESEL	04/10 07/10
	CADDY III VAN	1.9 TDI 2.0 TDI	DIESEL DIESEL	05/10 07/10
	EOS	2.0 16V TDI	DIESEL	08/
	GOLF PLUS	1.9 TDI 2.0 TDI 2.0 TDI 16V	DIESEL DIESEL DIESEL	05/09 05/ 05/
	GOLF V	1.9 TDI 2.0 TDI	DIESEL DIESEL	04/ 05/
	GOLF VI	2.0 TDI - 16V	DIESEL	08/
	JETTA III	1.9 TDI 2.0 TDI - 16V	DIESEL DIESEL	05/10 05/10
	PASSAT	2.0 TDI 2.0 TDI 4motion	DIESEL DIESEL	05/ 05/
	PASSAT CC	2.0 TDI 4motion 2.0 Blue TDI	DIESEL DIESEL	09/ 09/10
	POLO	1.4 TDI 1.9 TDI	DIESEL DIESEL	05/09 01/09
	SCIROCCO	2.0 TDI	DIESEL	08/
	TIGUAN	2.0 TDI	DIESEL	07/
	TOUAREG	2.5 RS TDI	DIESEL	03/10
	TOURAN	1.9 TDI 2.0 TDI	DIESEL DIESEL	03/10 05/10




EGPS SENSOR



EXHAUST GAS PRESSURE SENSOR SENSOR PRESIÓN GASES DE ESCAPE ABGASDRUCK SENSOR

PRODUCT PRODUCTO	MODEL MODELO	ENGINE MOTOR	FUEL COMBUSTIBLE	YEAR AÑO
7604 	NISSAN			
	QASHQAI	2.0 dCi	DIESEL	07/
	X-TRAIL	2.0 dCi	DIESEL	07/
	RENAULT			
	KOLEOS	2.0 dCi	DIESEL	08/
	KOLEOS 4x4	2.0 dCi	DIESEL	08/

PRODUCT PRODUCTO	MODEL MODELO	ENGINE MOTOR	FUEL COMBUSTIBLE	YEAR AÑO
7605 	JEEP			
	RENEGADE	2.0 16V	DIESEL	15/
	LANCIA			
	DELTA III	1.6D Multijet 1.9D Multijet 2.0D Multijet	DIESEL DIESEL DIESEL	08/ 09/ 08/
	MUSA	1.3D Multijet	DIESEL	09/
	OPEL			
	ASTRA H	1.9 CDTI	DIESEL	05/
	ZAFIRA	1.9 CDTI	DIESEL	05/
	SAAB			
	9 -3 CABRIO	1.9 TiD	DIESEL	04/
	9 -3 KOMBI	1.9 TiD	DIESEL	04/
	SUZUKI			
	SX4	2.0 DDIS	DIESEL	09/
	SX4 4x4	2.0 DDIS	DIESEL	09/

EGPS SENSOR



EXHAUST GAS PRESSURE SENSOR SENSOR PRESIÓN GASES DE ESCAPE ABGASDRUCK SENSOR

PRODUCT PRODUCTO	MODEL MODELO	ENGINE MOTOR	FUEL COMBUSTIBLE	YEAR AÑO
7606 	VOLVO			
	C30	D3 - D4	DIESEL	10/11
	C70 II	D3 - D4	DIESEL	09/
	S40 II	D3 - D4	DIESEL	10/
	S60 II	D3 - D5	DIESEL	09/
	S80 II	D3 - D5	DIESEL	?
	V40	D3 - D4	DIESEL	?
	V50	D3 - D4	DIESEL	?
	V60	D3 - D5	DIESEL	09/
	V70 III	2.4 D5	DIESEL	08/
	XC60	2.4 D5	DIESEL	08/
	XC70 II	2.4 D3 - D5	DIESEL	10/


PRODUCT PRODUCTO	MODEL MODELO	ENGINE MOTOR	FUEL COMBUSTIBLE	YEAR AÑO
7607 	ALFA ROMEO			
	159	2.0 JTDM	DIESEL	10/11
	BRERA	2.0 JTDM	DIESEL	09/
	GIULIETTA	1.6 - 2.0 JTDM	DIESEL	10/
	SPIDER	2.0 JTDM	DIESEL	09/
	FIAT			
	500	1.3D Multijet	DIESEL	09/
	BRAVO	1.6D Multijet	DIESEL	08/
	BRAVO II	2.0D Multijet	DIESEL	08/
	DOBLÒ	1.6D - 2.0D Multijet	DIESEL	10/
	DUCATO	2.0D Multijet	DIESEL	11/
	FIORINO	1.3D Multijet	DIESEL	09/
	PANDA	1.3D Multijet	DIESEL	12/
	PUNTO EVO	1.3D Multijet	DIESEL	09/


CONTINUING...

EGPS SENSOR



EXHAUST GAS PRESSURE SENSOR SENSOR PRESIÓN GASES DE ESCAPE ABGASDRUCK SENSOR

PRODUCT PRODUCTO	MODEL MODELO	ENGINE MOTOR	FUEL COMBUSTIBLE	YEAR AÑO
	7607			
	FIAT			
	PUNTO EVO	1.6D Multijet	DIESEL	09/12
	QUBO	1.3D Multijet	DIESEL	10/
	FORD			
	KA	1.3 TDCi	DIESEL	08/
	LANCIA			
	DELTA III	1.6D Multijet	DIESEL	08/
		1.9D Multijet	DIESEL	09/
		2.0D Multijet	DIESEL	08/
	MUSA	1.3D Multijet	DIESEL	09/
	YPSILON	1.3D Multijet	DIESEL	03/11

PRODUCT PRODUCTO	MODEL MODELO	ENGINE MOTOR	FUEL COMBUSTIBLE	YEAR AÑO
	7608			
	MERCEDES-BENZ			
	A-CLASS	A 160 CDI A 180 CDI A 200 CDI	DIESEL DIESEL DIESEL	04/12 04/12 04/12
	B-CLASS	B 180 CDI B 200 CDI	DIESEL DIESEL	05/11 05/11
	C-CLASS (S203)	C 200 CDI CLC 200 CDI CLC 220 CDI	DIESEL DIESEL DIESEL	01/07 08/11 08/11
	C-CLASS (W204)	C 180 CDI C 350 CDI C 300 CDI C 250 CDI C 220 CDI C 200 CDI	DIESEL DIESEL DIESEL DIESEL DIESEL DIESEL	11/ 09/ 11/ 08/ 07/ 11/
	CLK-CLASS	220 CDI 320 CDI	DIESEL DIESEL	05/09 05/09
	CLS-CLASS	CLS 320 CDI CLS 350 CDI CLS 250 CDI CLS 350 BlueTEC	DIESEL DIESEL DIESEL DIESEL	05/10 09/10 11/ 12/

CONTINUING...

EGPS SENSOR



EXHAUST GAS PRESSURE SENSOR SENSOR PRESIÓN GASES DE ESCAPE ABGASDRUCK SENSOR

PRODUCT PRODUCTO

MODEL MODELO

ENGINE MOTOR

FUEL COMBUSTIBLE

YEAR AÑO

7608



MERCEDES-BENZ

E-CLASS (W212)



E 200 CDI
E 220 CDI
E 250 CDI
E 300 Hybrid/CDI
E 350 BlueTEC/CDI

DIESEL
DIESEL
DIESEL
DIESEL
DIESEL

09/
09/
09/
11/
09/

S-CLASS

S 250 CDI
S 320 CDI
S 350 BlueTEC
S 420 CDI

DIESEL
DIESEL
DIESEL
DIESEL

11/
05/09
11/
06/

SLK

250 CDI

DIESEL

12/

M-CLASS

ML 280 CDI
ML 300 CDI
ML 320 CDI
ML 350 CDI
ML 420 CDI
ML 450 CDI

DIESEL
DIESEL
DIESEL
DIESEL
DIESEL
DIESEL

05/09
09/
05/09
09/
06/09
09/

R-CLASS

R 280 CDI
R 300 CDI
R 320 CDI
R 350 CDI

DIESEL
DIESEL
DIESEL
DIESEL

06/
09/
06/
06/

G-CLASS

G 320 CDI
G 350 CDI

DIESEL
DIESEL

06/
11/

GL-CLASS

GL 320 CDI/BlueTEC
GL 320 CDI
GL 350 CDI
GL 350 CDI/BlueTEC
GL 450 CDI
GL 420 CDI

DIESEL
DIESEL
DIESEL
DIESEL
DIESEL
DIESEL

09/
06/09
09/
12/
09/
06/09

GLK-CLASS

200 CDI
220 CDI
250 CDI
320 CDI
350 CDI

DIESEL
DIESEL
DIESEL
DIESEL
DIESEL

10/
08/
09/
08/
09/10

VIANO

CDI 2.0
CDI 2.2
CDI 3.0

DIESEL
DIESEL
DIESEL

10/
10/
06/

VITO BUS

110 CDI
113 CDI
116 CDI
120 CDI
122 CDI

DIESEL
DIESEL
DIESEL
DIESEL
DIESEL

10/
10/
10/
06/
10/

SPRINTER

3,5 t
3,0 t
4,6 t
5,0 t

DIESEL
DIESEL
DIESEL
DIESEL

09/
06/
06/
06/

EGPS SENSOR



EXHAUST GAS PRESSURE SENSOR SENSOR PRESIÓN GASES DE ESCAPE ABGASDRUCK SENSOR


PRODUCT PRODUCTO	MODEL MODELO	ENGINE MOTOR	FUEL COMBUSTIBLE	YEAR AÑO
 <p>7609</p>	AUDI			
	A1	1.6 TDI 2.0 TDI	DIESEL DIESEL	10/ 11/
	A3	2.0 TDI 2.0 TDI 16V	DIESEL	03/12 03/12
	A4	2.0 TDI	DIESEL	07/15
	A5	2.0 TDI	DIESEL	08/
	A6	2.0 TDI	DIESEL	11/
	Q5	2.0 TDI	DIESEL	08/
	SEAT			
	ALTEA	2.0 TDI 16V	DIESEL	04/
	ALTEA XL	2.0 TDI 16V	DIESEL	06/
	EXEO	2.0 TDI	DIESEL	08/
	IBIZA V	1.2 TDI 1.6 TDI 2.0 TDI	DIESEL DIESEL DIESEL	10/ 09/ 10/
	IBIZA V ST	1.2 TDI 1.6 TDI	DIESEL DIESEL	10/ 10/
	LEON	2.0 TDI 2.0 TDI 16V	DIESEL DIESEL	06/ 05/12
	TOLEDO	1.6 TDI	DIESEL	12/
	SKODA			
	FABIA	1.6 TDI	DIESEL	10/14
	OCTAVIA	2.0 TDI 2.0 TDI 16V	DIESEL DIESEL	10/13 04/13
	ROOMSTER	1.2 TDI 1.6 TDI	DIESEL DIESEL	10/15 10/15
	SUPERB	2.0 TDI 2.0 TDI 16V	DIESEL DIESEL	08/15 09/15

CONTINUING...

EGPS SENSOR



EXHAUST GAS PRESSURE SENSOR SENSOR PRESIÓN GASES DE ESCAPE ABGASDRUCK SENSOR

PRODUCT PRODUCTO	MODEL MODELO	ENGINE MOTOR	FUEL COMBUSTIBLE	YEAR AÑO
7609 	VOLKSWAGEN			
	BEETLE	2.0 TDI	DIESEL	11/
	CADDY III	2.0 TDI 2.0 TDI 16V	DIESEL DIESEL	10/ 10/
	EOS	2.0 TDI 2.0 16V TDI	DIESEL DIESEL	10/15 08/15
	GOLF VI	2.0 TDI	DIESEL	08/13
	JETTA IV	2.0 TDI	DIESEL	10/
	POLO	1.2 TDI 1.2 TDI 1.6 TDI	DIESEL DIESEL DIESEL	09/ 09/ 09/
	SCIROCCO	2.0 TDI	DIESEL	08/
	TOURAN	2.0 TDI	DIESEL	10/15

PRODUCT PRODUCTO	MODEL MODELO	ENGINE MOTOR	FUEL COMBUSTIBLE	YEAR AÑO
7610 	CITROËN			
	BERLINGO	1.6 BlueHdi 75 1.6 Hdi 90 1.6 Hdi 110 1.6 Hdi 115	DIESEL DIESEL DIESEL DIESEL	15/ 10/ 10/ 10/
	C-CROSER	2.2 Hdi	DIESEL	07/
	C-ELYSSE	1.6 HDi 92	DIESEL	12/
	C2	1.6 Hdi	DIESEL	05/
	C3 I	1.6 16V Hdi	DIESEL	05/
	C3 II	1.4 Hdi 70 1.6 Hdi 1.6 Hdi 110 1.6 Hdi 115	DIESEL DIESEL DIESEL DIESEL	09/ 09/ 09/ 12/
	C3 PICASSO	1.6 Hdi	DIESEL	09/
	C4 I	1.6 Hdi 2.0 Hdi	DIESEL DIESEL	04/11 04/11
	C4 II	1.6 Hdi 2.0 Hdi	DIESEL DIESEL	09/ 09/
	C4 PICASSO I	1.6 Hdi 2.0 Hdi	DIESEL DIESEL	06/13 06/13

CONTINUING...

EGPS SENSOR



EXHAUST GAS PRESSURE SENSOR SENSOR PRESIÓN GASES DE ESCAPE ABGASDRUCK SENSOR

PRODUCT PRODUCTO

MODEL MODELO

ENGINE MOTOR

FUEL COMBUSTIBLE

YEAR AÑO

7610



CITROËN

C4 PICASSO II

1.6 Hdi
2.0 Hdi

DIESEL

13/
13/

C4 GRAND PICASSO

1.6 Hdi
2.0 Hdi

DIESEL
DIESEL

06/
06/

C4 AIRCROSS

1.6 Hdi

DIESEL

12/

C4 CACTUS

1.6 Hdi

DIESEL

14/

C5 II

1.6 Hdi
2.0 Hdi

DIESEL

04/
04/

C5 III

1.6 Hdi
2.0 Hdi
2.2 Hdi
2.7 Hdi
3.0 Hdi

DIESEL
DIESEL
DIESEL
DIESEL
DIESEL

08/
08/
10/
08/
09/

C6

2.2 Hdi
2.7 Hdi
3.0 Hdi

DIESEL
DIESEL
DIESEL

05/
05/
05/

C8

2.0 Hdi
2.2 Hdi

DIESEL
DIESEL

06/
07/

DS3

1.6 Hdi

DIESEL

09/15

DS4

1.6 Hdi
2.0 Hdi

DIESEL
DIESEL

11/15
11/15

DS5

1.6 Hdi
2.0 Hdi

DIESEL
DIESEL

11/15
11/15

JUMPY

1.6 Hdi
2.0 Hdi

DIESEL
DIESEL

07/
11/

JUMPER

2.0 Hdi

DIESEL

15/

FIAT

SCUDO

1.6 D Multijet
2.0 D Multijet

DIESEL
DIESEL

11/
07/

ULYSSE

2.2 D Multijet

DIESEL

08/11

LANCIA

PHEDRA

2.0 D Multijet
2.2 D Multijet

DIESEL
DIESEL





06/10
08/10

CONTINUING...

EGPS SENSOR



EXHAUST GAS PRESSURE SENSOR SENSOR PRESIÓN GASES DE ESCAPE ABGASDRUCK SENSOR





PRODUCT PRODUCTO	MODEL MODELO	ENGINE MOTOR	FUEL COMBUSTIBLE	YEAR AÑO
7610 	MINI			
	ONE D	DV6TED4	DIESEL	09/10
	COOPER D	DV6TED4	DIESEL	06/10
	CLUBMAN	DV6TED4	DIESEL	07/10
	MITSUBISHI			
	OUTLANDER II	2.2 DI-D	DIESEL	07/12
	PEUGEOT			
	206	1.6 Hdi	DIESEL	04/
	207	1.4 Hdi 1.6 Hdi	DIESEL DIESEL	06/ 06/
	208	1.4 Hdi 1.6 Hdi	DIESEL DIESEL	12/ 14/
	301	1.6 Hdi	DIESEL	12/
	307	1.6 Hdi 2.0 Hdi	DIESEL DIESEL	04/ 03/
	308	1.6 Hdi 2.0 Hdi	DIESEL DIESEL	07/ 07/
	308 II	1.6 Hdi 2.0 Hdi	DIESEL DIESEL	13/ 13/
	406	2.0 Hdi 2.2 Hdi	DIESEL DIESEL	01/04 00/04
	407	2.0 Hdi 2.2 Hdi	DIESEL DIESEL	05/ 05/
	508	1.6 Hdi 2.0 Hdi 2.2 Hdi	DIESEL DIESEL DIESEL	10/ 10/ 10/
	607	2.0 Hdi 2.2 Hdi	DIESEL DIESEL	01/ 00/
	807	2.0 Hdi 2.2 Hdi	DIESEL DIESEL	06/ 02/
	1007	1.6 Hdi	DIESEL	07/
	2008	1.4 Hdi 1.6 Hdi	DIESEL DIESEL	13/ 13/
	3008	1.6 Hdi 2.0 Hdi	DIESEL DIESEL	09/ 10/
	4007	2.2 Hdi	DIESEL	07/
	4008	1.6 Hdi	DIESEL	12/





CONTINUING...

EGPS SENSOR



EXHAUST GAS PRESSURE SENSOR SENSOR PRESIÓN GASES DE ESCAPE ABGASDRUCK SENSOR

PRODUCT PRODUCTO	MODEL MODELO	ENGINE MOTOR	FUEL COMBUSTIBLE	YEAR AÑO
7610 	PEUGEOT			
	5008	1.6 Hdi 2.0 Hdi	DIESEL DIESEL	09/ 12/
	EXPERT	1.6 Hdi 2.0 Hdi	DIESEL DIESEL	07/ 11/
	PARTNER	1.6 Hdi	DIESEL	10/
	BOXER	2.0 BlueHdi	DIESEL	15/


PRODUCT PRODUCTO	MODEL MODELO	ENGINE MOTOR	FUEL COMBUSTIBLE	YEAR AÑO
7611 	FIAT			
	BRAVO II	1.6 D Multijet	DIESEL	08/
	IDEA	1.3 D Multijet	DIESEL	05/
	GRANDE PUNTO	1.3 D Multijet 1.9 D Multijet	DIESEL	05/ 05/
	PUNTO	1.3 D Multijet	DIESEL	05/
	SEDICI	1.9 D Multijet	DIESEL	06/14
	FORD			
	KA	1.3 TDCi	DIESEL	08/
	OPEL			
	AGILA	1.3 CDTI	DIESEL	08/
	ASTRA H	1.9 CDTI	DIESEL	05/10
	CORSA D	1.7 CDTI	DIESEL	06/
	VECTRA C	1.9 CDTI	DIESEL	05/
	ZAFIRA B	1.9 CDTI	DIESEL	05/
	SAAB			
	SAAB 9-3	1.9 TTiD	DIESEL	04/15


CONTINUING...

EGPS SENSOR



EXHAUST GAS PRESSURE SENSOR SENSOR PRESIÓN GASES DE ESCAPE ABGASDRUCK SENSOR


PRODUCT PRODUCTO	MODEL MODELO	ENGINE MOTOR	FUEL COMBUSTIBLE	YEAR AÑO
7611 	SUZUKI			
	SPLASH	1.3 CDTI	DIESEL	08/
	SX4	1.9 DDiS	DIESEL	06/
	SWIFT III	1.3 DDiS	DIESEL	05/
	VALXHALL			
	AGILA Mk II	1.3 CDTI	DIESEL	08/14
	VECTRA Mk II	1.9 CDTI	DIESEL	04/08
	ZAFIRA Mk II	1.9 CDTI	DIESEL	05/


PRODUCT PRODUCTO	MODEL MODELO	ENGINE MOTOR	FUEL COMBUSTIBLE	YEAR AÑO
7612 	AUDI			
	A3	2.0 TDI 16V	DIESEL	12/
	Q3 Quattro	2.0 TDI 16V	DIESEL	12/
	SEAT			
	LEON	1.6 TDI 16V 2.0 TDI 16V	DIESEL DIESEL	12/ 12/
	VOLKSWAGEN			
	BEETLE	2.0 TDI 16V	DIESEL	15/
	GOLF VII	1.6 TDI 16V 2.0 TDI 16V	DIESEL DIESEL	12/ 15/
	JETTA	1.4 TDI 16V 1.8 TDI 16V 2.0 TDI 16V	DIESEL DIESEL DIESEL	15/ 15/ 15/
	PASSAT	2.0 TDI 16V	DIESEL	15/

EGPS SENSOR



EXHAUST GAS PRESSURE SENSOR SENSOR PRESIÓN GASES DE ESCAPE ABGASDRUCK SENSOR

PRODUCT PRODUCTO	MODEL MODELO	ENGINE MOTOR	FUEL COMBUSTIBLE	YEAR AÑO
7613 	BMW			
	1	116 d 118 d 120 d 123 d 125 d	DIESEL DIESEL DIESEL DIESEL DIESEL	08/11 09/13 07/11 08/13 11/
	3	318 d 320 d 325 d 335 d	DIESEL DIESEL DIESEL DIESEL	07/11 07/11 06/11 06/11
	5	520 d 525 d 535 d	DIESEL DIESEL DIESEL	07/10 11/16 09/12
	6	635 d	DIESEL	07/10
	X3	18 d 20 d 30 d 35 d	DIESEL DIESEL DIESEL DIESEL	08/11 03/07 11/ 11/
	X5	30 d 40 d	DIESEL DIESEL	10/13 10/13
	5X6	30 d 35 d	DIESEL DIESEL	07/10 07/10
	MINI			
	ONE D	1.6 D	DIESEL	10/14
	COOPER D	1.6 D	DIESEL	10/14
	CLUBMAN D	1.6 D	DIESEL	10/14

PRODUCT PRODUCTO	MODEL MODELO	ENGINE MOTOR	FUEL COMBUSTIBLE	YEAR AÑO
7614 	DACIA			
	DOKKER	1.5 dCi	DIESEL	12/
	DUSTER	1.5 dCi	DIESEL	10/18

CONTINUING...

EGPS SENSOR



EXHAUST GAS PRESSURE SENSOR SENSOR PRESIÓN GASES DE ESCAPE ABGASDRUCK SENSOR

PRODUCT PRODUCTO

MODEL MODELO

ENGINE MOTOR

FUEL COMBUSTIBLE

YEAR AÑO

7614



INFINITI

EX 30d

3.0 D

DIESEL

10/

FX 30d

3.0 AWD

DIESEL

10/

NISSAN

CUBE

1.5 dCi

DIESEL

10/

EVALIA

1.5 dCi

DIESEL

11/

JUKE

1.5 dCi

DIESEL

10/

NOTE

1.5 dCi

DIESEL

06/12

NP 300

3.0 dCi

DIESEL

10/

NV 200

1.5 dCi

DIESEL

11/

PATHFINDER

3.0 dCi

DIESEL

10/

QASHQAI

2.0 dCi

DIESEL

07/13

X-TRAIL

2.0 dCi

DIESEL

07/13

OPEL

MOVANO B

2.3 CDTI

DIESEL

10/

VIVARO A

2.0 CDTI

DIESEL

06/

RENAULT

GRAND SCÉNIC III

1.9 dCi

DIESEL

09/

KANGOO

1.5 dCi

DIESEL

08/

LAGUNA III

1.5 dCi

DIESEL

07/15

3.0 dCi

DIESEL

08/15

MASTER III

2.3 dCi

DIESEL

10/

MEGANE III

1.5 dCi

DIESEL

08/

SCÉNIC III

1.9 dCi

DIESEL

09/

TRAFIC II

2.0 dCi

DIESEL

06/

EGPS SENSOR



EXHAUST GAS PRESSURE SENSOR SENSOR PRESIÓN GASES DE ESCAPE ABGASDRUCK SENSOR

PRODUCT PRODUCTO

MODEL MODELO

ENGINE MOTOR

FUEL COMBUSTIBLE

YEAR AÑO

7615



MERCEDES-BENZ

A-CLASS

A 180 CDI
A 200 CDI
A 220 CDI

DIESEL
DIESEL
DIESEL

12/14
12/18
12/18

B-CLASS

B 180 CDI
B 200 CDI
B 220 CDI

DIESEL
DIESEL
DIESEL

11/14
11/18
11/18

CLA-CLASS

CLA 200 CDI
CLA 220 CDI

DIESEL
DIESEL

13/19
15/19

CLS-CLASS

CLS 350 CDI

DIESEL

13/17

E-CLASS

E 220 BlueTec
E 300 CDI
E 350 CDI

DIESEL
DIESEL
DIESEL

09/16
11/15
11/15

GL-CLASS

GL 350 CDI

DIESEL

12/15

GLA-CLASS

GLA 200 CDI
GLA 220 CDI

DIESEL
DIESEL

13/
13/

GLE-CLASS

GLE 250 d

DIESEL

15/18

GLK-CLASS

200 CDI
350 BlueTec

DIESEL
DIESEL

10/15
12/15

M-CLASS

ML 250 CDI
ML 350 BlueTec

DIESEL
DIESEL

11/15
11/15

S-CLASS

S 350 BlueTec

DIESEL

13/17

SPRINTER

3,5 t
3,0 t
4,6 t
5,0 t

DIESEL
DIESEL
DIESEL
DIESEL

09/
06/
09/
06/

V-CLASS

200 CDI
220 CDI
250 BlueTec

DIESEL
DIESEL
DIESEL

14/
14/
14/

VITO

114 CDI
116 CDI
119 CDI


DIESEL
DIESEL
DIESEL


14/
14/
14/

EGPS SENSOR



EXHAUST GAS PRESSURE SENSOR SENSOR PRESIÓN GASES DE ESCAPE ABGASDRUCK SENSOR


PRODUCT PRODUCTO	MODEL MODELO	ENGINE MOTOR	FUEL COMBUSTIBLE	YEAR AÑO
7616 	FORD			
	FIESTA VI	1.4 TDCI	DIESEL	10/
	TRANSIT	2.2 TDCI 2.4 TDCI 3.2 TDCI	DIESEL DIESEL DIESEL	06/14 06/14 08/14
	TRANSIT CONNECT	1.8 Di 1.8 TDCI	DIESEL DIESEL	02/13 06/13

PRODUCT PRODUCTO	MODEL MODELO	ENGINE MOTOR	FUEL COMBUSTIBLE	YEAR AÑO
7617 	FORD			
	C-MAX II	1.6 TDCI 2.0 TDCI	DIESEL DIESEL	10/ 10/
	FOCUS III	1.6 TDCI 2.0 TDCI	DIESEL DIESEL	10/ 10/
	GALAXY	1.6 TDCI 2.0 TDCI 2.2 TDCI	DIESEL DIESEL DIESEL	11/15 10/15 10/15
	GRAND C-MAX	1.6 TDCI 2.0 TDCI	DIESEL DIESEL	10/ 10/
	KUGA I	2.0 TDCI	DIESEL	10/12
	MONDEO IV	1.6 TDCI 2.0 TDCI 2.2 TDCI	DIESEL DIESEL DIESEL	11/15 07/15 10/15
	S-MAX	1.6 TDCI 2.0 TDCI 2.2 TDCI	DIESEL DIESEL DIESEL	11/14 10/14 10/14

EGPS SENSOR



EXHAUST GAS PRESSURE SENSOR SENSOR PRESIÓN GASES DE ESCAPE ABGASDRUCK SENSOR





PRODUCT PRODUCTO	MODEL MODELO	ENGINE MOTOR	FUEL COMBUSTIBLE	YEAR AÑO
 <p>7618</p>	FORD			
	C-MAX II	1.6 TDCI 2.0 TDCI	DIESEL DIESEL	07/10 08/10
	FOCUS II	1.6 TDCI 2.0 TDCI	DIESEL DIESEL	04/12 04/12
	MONDEO III	2.0 16V TDCI	DIESEL	00/07
	JAGUAR			
	S-TYPE	2.7 D	DIESEL	04/07
	X-TYPE	2.2 D	DIESEL	07/09
	XF	2.7 D	DIESEL	08/15
	XJ	2.7 D	DIESEL	05/09
	LAND ROVER			
	FREELANDER 2	2.2 TD4	DIESEL	06/14
	MAZDA			
	3	1.6 Di TURBO	DIESEL	04/13
	VOLVO			
	C30	1.6 D 2.0 D	DIESEL DIESEL	06/12 06/12
C70 II	2.0 D	DIESEL	08/09	
S40 II	1.6 D 2.0 D	DIESEL DIESEL	05/12 04/10	
S60 I	2.4 D	DIESEL	05/10	
S60 II	1.6 D	DIESEL	11/15	
S80 II	1.6 D	DIESEL	11/	
V40	1.6 D	DIESEL	12/	
V50	1.6 D 2.0 D	DIESEL DIESEL	05/12 04/10	
V60 I	1.6 D	DIESEL	11/15	
V70 II	2.4 D	DIESEL	01/08	





CONTINUING...

EGPS SENSOR



EXHAUST GAS PRESSURE SENSOR SENSOR PRESIÓN GASES DE ESCAPE ABGASDRUCK SENSOR

PRODUCT PRODUCTO	MODEL MODELO	ENGINE MOTOR	FUEL COMBUSTIBLE	YEAR AÑO
7618 	VOLVO			
	V70 III	1.6 D 2.4 D	DIESEL DIESEL	09/11 07/10
	XC70	2.4 D5	DIESEL	05/07
	XC90 I	2.4 D	DIESEL	05/14


PRODUCT PRODUCTO	MODEL MODELO	ENGINE MOTOR	FUEL COMBUSTIBLE	YEAR AÑO
7619 	FIAT			
	FULLBACK	2.4 D	DIESEL	16/
	HYUNDAI			
	ACCENT IV	1.6 CRDI	DIESEL	10/17
	ELANTRA	1.6 CRDI	DIESEL	11/15
	GRAND SANTA FÉ	2.2 CRDI	DIESEL	13/
	H1 CARGO	2.5 CRDI	DIESEL	09/
	H100	2.5 CRDI	DIESEL	04/
	SANTA FÉ II	2.0 CRDI 2.2 CRDI	DIESEL DIESEL	10/12 09/12
	SANTA FÉ III	2.0 CRDI 2.2 CRDI	DIESEL DIESEL	12/ 12/
	i20	1.1 CRDI 1.4 CRDI 1.6 CRDI	DIESEL DIESEL DIESEL	12/15 08/15 08/12
	i30	1.4 CRDI 1.6 CRDI	DIESEL DIESEL	11/16 13/
	i40	1.7 CRDI	DIESEL	11/
	ix20	1.4 CRDI 1.6 CRDI	DIESEL DIESEL	11/ 10/
	ix35	1.7 CRDI 2.0 CRDI	DIESEL DIESEL	10/ 12/
	ix55	3.0 V6 CRDI	DIESEL	08/12

CONTINUING...

EGPS SENSOR







EXHAUST GAS PRESSURE SENSOR SENSOR PRESIÓN GASES DE ESCAPE ABGASDRUCK SENSOR





PRODUCT PRODUCTO	MODEL MODELO	ENGINE MOTOR	FUEL COMBUSTIBLE	YEAR AÑO
7619 	KIA			
	BONGO	2.5 CRDI	DIESEL	12/
	CARENS III	1.6 CRDI	DIESEL	10/
	CARNIVAL	2.2 CRDI	DIESEL	10/
	CEE'D	1.4 CRDI 1.6 CRDI	DIESEL DIESEL	12/ 12/
	K2500	2.5 CRDI	DIESEL	10/
	OPTIMA	1.7 CRDI	DIESEL	12/
	PRO CEE'D	1.4 CRDI 1.6 CRDI	DIESEL DIESEL	13/ 13/
	RIO III	1.1 CRDI 1.4 CRDI	DIESEL DIESEL	11/ 11/
	SORENTO II	2.0 CRDI 2.2 CRDI	DIESEL DIESEL	10/ 09/
	SOUL	1.6 CRDI	DIESEL	09/
	SPORTAGE	2.0 CRDI	DIESEL	10/
	VENGA	1.4 CRDI 1.6 CRDI	DIESEL DIESEL	10/ 10/
	MAZDA			
6	2.2 MZR-CD	DIESEL	09/13	
MITSUBISHI				
L200	2.4 DI-D	DIESEL	15/	
PAJERO SPORT	2.4 DI-D	DIESEL	15/	
NISSAN				
CABSTAR	3.0 DCI	DIESEL	06/13	
JUKE	1.6 DIG-T	DIESEL	10/	
MURANO	2.5 dCi	DIESEL	10/14	
NP300 NAVARA	2.5 dCi	DIESEL	05/	
NT400 CABSTAR	3.0	DIESEL	16/	
PATHFINDER III	2.5 dCi	DIESEL	06/	
PULSAR	1.6 DIG-T	DIESEL	15/	
QASHQAI II	1.6 DIG-T	DIESEL	14/	
X-TRAIL	1.6 DIG-T	DIESEL	15/	

EGPS SENSOR



EXHAUST GAS PRESSURE SENSOR SENSOR PRESIÓN GASES DE ESCAPE ABGASDRUCK SENSOR

PRODUCT PRODUCTO	MODEL MODELO	ENGINE MOTOR	FUEL COMBUSTIBLE	YEAR AÑO
7620 	CHEVROLET CRUZE	 2.0 TD	 DIESEL	 12/
	OPEL ANTARA	2.0 CDTI 2.2 CDTI	DIESEL DIESEL	06/11 06/15


PRODUCT PRODUCTO	MODEL MODELO	ENGINE MOTOR	FUEL COMBUSTIBLE	YEAR AÑO
7671 	ALFA ROMEO MITO	 1.3 Multijet	 DIESEL	 08/10
	FIAT 500	1.3 D Multijet	DIESEL	07/
	BRAVO II	1.9 D Multijet	DIESEL	07/14
	CROMA	1.9 D Multijet	DIESEL	05/
	DOBLO	1.3 D Multijet 1.9 D Multijet	DIESEL DIESEL	06/ 05/
	FIORINO	1.3 D Multijet	DIESEL	07/
	GRANDE PUNTO	1.3 D Multijet	DIESEL	05/
	PANDA	1.3 D Multijet	DIESEL	06/
	QUBO	1.3 D Multijet	DIESEL	08/
	CHEVROLET AVEO	1.3 D	DIESEL	11/
	OPEL ASTRA H	1.3 CDTI 1.7 CDTI	DIESEL DIESEL	05/10 07/14
	ASTRA J	1.3 CDTI 1.7 CDTI	DIESEL DIESEL	09/15 11/15


CONTINUING...

EGPS SENSOR



EXHAUST GAS PRESSURE SENSOR SENSOR PRESIÓN GASES DE ESCAPE ABGASDRUCK SENSOR

PRODUCT PRODUCTO	MODEL MODELO	ENGINE MOTOR	FUEL COMBUSTIBLE	YEAR AÑO
7671 	OPEL			
	CORSA D	1.3 CDTI 1.7 CDTI	DIESEL DIESEL	06/14 09/14
	INSIGNIA A	2.0 CDTI	DIESEL	08/17
	MERIVA B	1.3 CDTI 1.7 CDTI	DIESEL DIESEL	03/10 06/10
	MOKKA	1.7 CDTI	DIESEL	12/
	ZAFIRA	1.7 CDTI 2.0 CDTI	DIESEL DIESEL	08/15 11/





PRODUCT PRODUCTO	MODEL MODELO	ENGINE MOTOR	FUEL COMBUSTIBLE	YEAR AÑO
7672 	CITROËN			
	JUMPER	2.3 16V Multijet	DIESEL	06/
	FIAT			
	DUCATO	2.3 16V Multijet	DIESEL	06/
	SCUDO	2.0 D Multijet	DIESEL	07/
	IVECO			
	DAILY	2.3 16V Multijet	DIESEL	06/
	STRALIS AD	F2CFE611	DIESEL	13/
	TRAKKER AD	190T31 AT 720T50	DIESEL	06/
	LANCIA			
	PHEDRA	2.0 D Multijet 2.2 D Multijet	DIESEL DIESEL	02/10 02/10
	MINI			
	COOPER	1.6 D	DIESEL	06/10
	ONE	1.6 D	DIESEL	06/10
	CLUBMAN	1.6 D	DIESEL	06/10

CONTINUING...

EGPS SENSOR



EXHAUST GAS PRESSURE SENSOR SENSOR PRESIÓN GASES DE ESCAPE ABGASDRUCK SENSOR

PRODUCT PRODUCTO	MODEL MODELO	ENGINE MOTOR	FUEL COMBUSTIBLE	YEAR AÑO
7672 	MULTICAR FUMO	 3.0	 DIESEL	 06/
	PEUGEOT BOXER	2.3 16V Multijet	DIESEL	06/

EGPS SENSOR

EXHAUST GAS PRESSURE SENSOR SENSOR PRESIÓN GASES DE ESCAPE ABGASDRUCK SENSOR



CROSS REFERENCE

OEM	# OEM	# MTE-THOMSON
ALFA ROMEO	51792301	7671
AUDI	07Z.906.051	7600
	059.906.051.A	7601
	03G.906.051.A	7603
	03G.906.051.H	7603
	059.906.051.C	7609
	03L.906.051.B	7612
BMW	13.627.805.152	7613
CHEVROLET	25182883	7620
	55566186	7671
CITROËN	96.621.431.80	7610
	16.066.108.80	7616
	1623137380	7672
	1618.ET	7672
	1618.LP	7672
FIAT	55200301	7605
	51855119	7607
	6000608599	7619
	55204352	7671
	55210304	7672
	1400952180	7672
	96450022680	7672
FORD	1729036	7607
	BS51-5E260-AA	7607
	1545549	7616
	1573374	7616
	6G9N-5L200-AB	7616
	AV61-5L200-AB	7617
	AG91-5H209-EA	7617
	1698614	7617
	AV61-5L200-AA	7617
	AG91-5H209-BA	7617
	3M5A-5L200-AA	7618

EGPS SENSOR

EXHAUST GAS PRESSURE SENSOR SENSOR PRESIÓN GASES DE ESCAPE ABGASDRUCK SENSOR



OEM # **OEM** # **MTE-THOMSON**

FORD

3M5A-5L200-AB **7618**
1315684 **7618**
1415606 **7618**
1381208 **7618**
1416652 **7618**
1436292 **7618**
6S71-5H209-AA **7618**
6S71-5H209-AB **7618**
6S71-5H209-AC **7618**
1786775 **7617**
1775946 **7617**

HYUNDAI

39210-2A800 **7619**

IVECO

504372730 **7607**
504375822 **7607**
504102810 **7672**

JAGUAR

C2C-39730 **7618**

JEEP

55241075 **7605**
55227306 **7607**

KIA

39210-A4800 **7619**

LAND ROVER

LR008463 **7618**
LR007083 **7618**

MAZDA

Y642-18-215-B **7618**
Y642-18-215-A **7618**
R2BF-18-2B2 **7619**

MERCEDES-BENZ

006 153 49 28 **7608**
006 153 95 28 **7608**
007 153 61 28 **7608**
642 905 01 00 **7608**
A 005 153 77 28 **7608**
A 006 153 49 28 **7608**

CROSS
REFERENCE

EGPS SENSOR

EXHAUST GAS PRESSURE SENSOR SENSOR PRESIÓN GASES DE ESCAPE ABGASDRUCK SENSOR



CROSS REFERENCE

OEM	# OEM	# MTE-THOMSON
MERCEDES-BENZ	A 006 153 95 28	7608
	A 007 153 61 28	7608
	A 642 905 01 00	7608
	005 153 77 28	7608
	642.905.02.00	7615
MINI	13.627.805.472	7610
MITSUBISHI	1865A101	7672
	1865A292	7619
NISSAN	22771-JG70A	7604
	22770-00Q0A	7614
	22770-9604R	7614
	22771-1FEOA	7614
	22771-1ATOA	7619
	22771-1ATOB	7619
OPEL	93185556	7605
	862040	7611
	4406819	7614
	4420807	7614
	95515330	7614
	4818222	7620
	862040	7671
PEUGEOT	1618.Z9	7610
	1618.09	7672
	1628.LK	7610
	1618.ET	7672
PORSCHE	958.606.151.10	7601
RENAULT	82.00.469.905	7604
	82.00.741.321	7614
	82.01.043.914	7614
	22.77.096.04R	7614
	82.00.741.321	7614
	74.85.133.040	7619

EGPS SENSOR

EXHAUST GAS PRESSURE SENSOR SENSOR PRESIÓN GASES DE ESCAPE ABGASDRUCK SENSOR



OEM	# OEM	# MTE-THOMSON
-----	-------	---------------

SAAB

55200301	7605
----------	-------------

SEAT

059.906.051.A	7601
076.906.051.B	7602
076.906.051.A	7603

SKODA

059.906.051.C	7602
036.998.059	7603

SUZUKI

18590-67JB0	7604
18590-79J80	7605
18590-68L50	7607

VOLVO

31293659	7606
30757189	7618
30750460	7618
30731397	7618
30677944	7618
30757183	7618

VOLKSWAGEN

07Z.906.051.A	7600
07Z.906.051.B	7601
076.906.051.B	7602
076.906.051.C	7603
03L.906.051.D	7612
03L.906.051.B	7612

**CROSS
REFERENCE**



MTE-THOMSON IND. E COM. LTDA.

AVENIDA MOINHO FABRINI, 1033
CEP 09862-900
SÃO BERNARDO DO CAMPO SP BRASIL
PHONE: (55) (11) 4393 4343
FAX: (55) (11) 4393 4361
mte@mte-thomson.com.br
www.mte-thomson.com.br

Cooling and
Engine Management
Competence

MTE-THOMSON INC. - USA DIVISION

35 SW 12TH AVE - BLDG #35 SUITE 112
DANIA BEACH - FL 33004
PHONE: (1) (954) 564-5955
FAX: (1) (954) 564-5988
noto@mte-thomson.com.br
www.mte-thomson.com

MTE-THOMSON EUROPE

ARSTERDAMM, 82
28277 - BREMEN - GERMANY
PHONE: (49) (0) 421 875027
FAX: (49) (0) 421 876422
stevan.manzan@mte-thomson.com.br
www.mte-thomson.de

CatE-MTE
CATÁLOGO ELETRÔNICO
WEB CATALOG



www.mte-thomson.com.br

